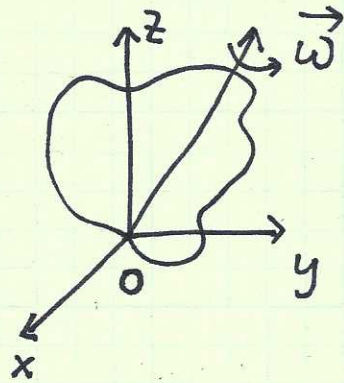


# Lecture 5 Inertial tensor, Principle axis

①

Fixed point rotation



{ definition: moment of inertial

Rotation around any axis

$$\vec{\omega} = (\omega_x, \omega_y, \omega_z)$$

$$\vec{L} = \sum_{\alpha} m_{\alpha} \vec{r}_{\alpha} \times \vec{v}_{\alpha} = \sum_{\alpha} m_{\alpha} \vec{r}_{\alpha} \times (\vec{\omega} \times \vec{r}_{\alpha})$$

$$\vec{r} \times (\vec{\omega} \times \vec{r}) = \vec{\omega} r^2 - \vec{r} (\vec{\omega} \cdot \vec{r}) = (\omega_x r^2, \omega_y r^2, \omega_z r^2) - (\vec{\omega} \cdot \vec{r})(x, y, z)$$

$$= [(y^2 + z^2)\omega_x - xy\omega_y - xz\omega_z, \\ -yx\omega_x + (z^2 + x^2)\omega_y - yz\omega_z, \\ -zx\omega_x - zy\omega_y + (x^2 + y^2)\omega_z]$$

$$\Rightarrow \begin{pmatrix} L_x \\ L_y \\ L_z \end{pmatrix} = \begin{pmatrix} I_{xx} & I_{xy} & I_{xz} \\ I_{yx} & I_{yy} & I_{yz} \\ I_{zx} & I_{zy} & I_{zz} \end{pmatrix} \begin{pmatrix} \omega_x \\ \omega_y \\ \omega_z \end{pmatrix}$$

$$\Rightarrow L_a = I_{ab} \omega_b$$

$$\text{where } I_{ab} = \delta_{ab} \left( \sum_{\alpha=1}^N m_{\alpha} r_{\alpha}^2 \right) - \sum_{\alpha=1}^N m_{\alpha} x_{\alpha} x_{\alpha b}$$

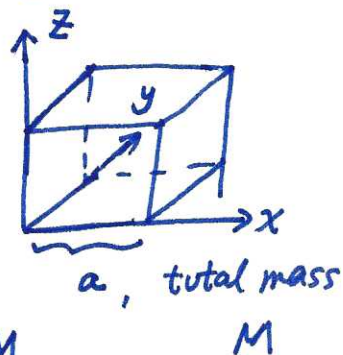
~~$$= \int dx dy dz \rho [r^2 \delta_{ab} - x_a x_b]$$~~

$$= \int dx dy dz \rho [r^2 \delta_{ab} - x_a x_b] \leftarrow I_{ab} = I_{ba} \text{ symmetric tensor}$$

Example. inertia tensor of a solid tube, rotating

① around the corner

$$I_{xx} = \int_0^a dx \int_0^a dy \int_0^a dz \rho (y^2 + z^2) = \rho a^2 \left[ \frac{a^3}{3} \right] \times 2 = \frac{2a^2}{3} M$$



$$I_{yy} = I_{zz} = I_{xx}$$

$$I_{xy} = - \int_0^a dx \int_0^a dy \int_0^a dz \rho xy = -\rho \frac{a^2}{2} \frac{a^2}{2} \cdot a = -\frac{a^2}{4} M$$

$$\Rightarrow I = Ma^2 \begin{bmatrix} \frac{2}{3} & -\frac{1}{4} & -\frac{1}{4} \\ -\frac{1}{4} & \frac{2}{3} & -\frac{1}{4} \\ -\frac{1}{4} & -\frac{1}{4} & \frac{2}{3} \end{bmatrix}$$

If the cube is rotate around z-axis,  $\vec{\omega} = \begin{bmatrix} 0 \\ 0 \\ \omega \end{bmatrix} \Rightarrow$

$$\vec{L} = Ma^2 \omega \begin{bmatrix} -\frac{1}{4} \\ -\frac{1}{4} \\ \frac{2}{3} \end{bmatrix}$$

② if the cube rotates around its center

$$I_{xx} = \int_{-\frac{a}{2}}^{\frac{a}{2}} dx \int_{-\frac{a}{2}}^{\frac{a}{2}} dy \int_{-\frac{a}{2}}^{\frac{a}{2}} dz \rho (y^2 + z^2) = \rho a^2 \frac{2}{3} \left( \frac{a}{2} \right)^3 \times 2 = \frac{a^2}{6} M$$

$$I_{yy} = I_{zz} = I_{xx}$$

$$I_{xy} = I_{yz} = I_{zx} = 0$$

$$\Rightarrow I = \frac{Ma^2}{6} \begin{bmatrix} 1 & & \\ & 1 & \\ & & 1 \end{bmatrix} \Rightarrow \vec{L} = \frac{Ma^2}{6} \vec{\omega}$$

"I" depends on the location of the origin & the orientation of the axis.



### { Kinetic energy of fix-point rotation

$$T = \frac{1}{2} \sum_{\alpha} m_{\alpha} \vec{v}_{\alpha}^2$$

$$\vec{v} = \vec{\omega} \times \vec{r} \Rightarrow v^2 = \omega^2 r^2 - (\vec{\omega} \cdot \vec{r})^2$$

$$= (\omega_x^2 + \omega_y^2 + \omega_z^2)(x^2 + y^2 + z^2) - (\omega_x x + \omega_y y + \omega_z z)^2$$

$$= \omega_x^2(y^2 + z^2) + \omega_y^2(z^2 + x^2) + \omega_z^2(x^2 + y^2)$$

$$- 2\omega_x \omega_y xy - 2\omega_y \omega_z yz - 2\omega_z \omega_x zx$$

$$\Rightarrow T = \frac{1}{2} \sum_{\alpha} m_{\alpha} \vec{v}_{\alpha}^2$$

$$= \frac{1}{2} [\omega_x \ \omega_y \ \omega_z] \begin{bmatrix} I_{xx} & I_{xy} & I_{xz} \\ I_{yx} & I_{yy} & I_{yz} \\ I_{zx} & I_{zy} & I_{zz} \end{bmatrix} \begin{bmatrix} \omega_x \\ \omega_y \\ \omega_z \end{bmatrix}$$

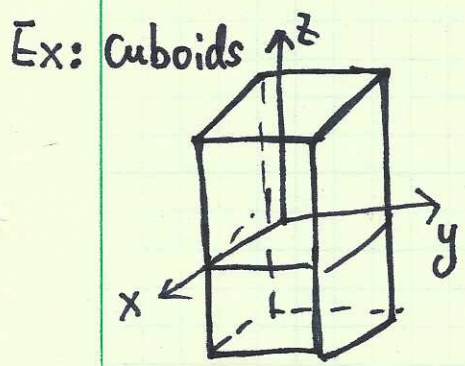
$$\Rightarrow T = \frac{1}{2} \omega_a I_{ab} \omega_b = \frac{1}{2} \vec{\omega} \cdot \vec{L}$$

$I_{ab}$  is a 3x3 symmetric real matrix, which can be diagonalized by an orthogonal matrix. The diagonalized form of  $I_{ab} \sim (\lambda_1, \lambda_2, \lambda_3)$

$$\Rightarrow T = \frac{1}{2} (\lambda_1 \omega_1^2 + \lambda_2 \omega_2^2 + \lambda_3 \omega_3^2)$$

in the frame of principle axis.

$(\omega_1, \omega_2, \omega_3)$  is the projection of  $\vec{\omega}$  along principle axis



$$I_{xy} = I_{yz} = I_{zx} = 0$$

$$I = \begin{bmatrix} I_{xx} & 0 & 0 \\ 0 & I_{yy} & 0 \\ 0 & 0 & I_{zz} \end{bmatrix}$$

$xyz$  are principle axis.

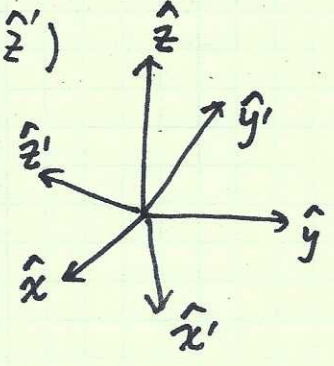


§ The transformation of the inertial tensor

$$I_{ab} = \int dx dy dz \rho (r^2 \delta_{ab} - x_a x_b)$$

Generally speaking,  $I_{ab}$  is non-diagonal matrix. We need to find a convenient frame in which  $I_{ab}$  is diagonal. Consider we change our frame basis, from  $(\hat{x}, \hat{y}, \hat{z}) \rightarrow (\hat{x}', \hat{y}', \hat{z}')$

$$(\hat{x}, \hat{y}, \hat{z}) \cdot \begin{pmatrix} T_{11} & T_{12} & T_{13} \\ T_{21} & T_{22} & T_{23} \\ T_{31} & T_{32} & T_{33} \end{pmatrix} = (\hat{x}', \hat{y}', \hat{z}')$$



or

$$\begin{cases} \hat{x}' = T_{11} \hat{x} + T_{21} \hat{y} + T_{31} \hat{z} \\ \hat{y}' = T_{12} \hat{x} + T_{22} \hat{y} + T_{32} \hat{z} \\ \hat{z}' = T_{13} \hat{x} + T_{23} \hat{y} + T_{33} \hat{z} \end{cases}$$

$T$  is an orthogonal matrix and thus  $\hat{x}', \hat{y}', \hat{z}'$  is also a orth-normal basis.

The coordinate transforms as

$$\vec{r} = (\hat{x} \hat{y} \hat{z}) \begin{pmatrix} x \\ y \\ z \end{pmatrix} = (\hat{x}' \hat{y}' \hat{z}') \begin{pmatrix} x' \\ y' \\ z' \end{pmatrix} = (\hat{x} \hat{y} \hat{z}) T \begin{pmatrix} x' \\ y' \\ z' \end{pmatrix}$$

$$\Rightarrow \begin{pmatrix} x \\ y \\ z \end{pmatrix} = T \begin{pmatrix} x' \\ y' \\ z' \end{pmatrix} \quad \text{or} \quad x_a = T_{ab} x'_b$$

$$\begin{pmatrix} x' \\ y' \\ z' \end{pmatrix} = T^{-1} \begin{pmatrix} x \\ y \\ z \end{pmatrix} = T^t \begin{pmatrix} x \\ y \\ z \end{pmatrix} \Rightarrow \boxed{\begin{aligned} x'_a &= (T^t)_{ab} x_b \\ &= T_{ba} x_b \end{aligned}}$$

$\begin{pmatrix} x \\ y \\ z \end{pmatrix}$  is called vector because it follows this transition.



Then how does the moment of inertia transform?

$$I'_{ab} = \int dx'dy'dz' [ r'^2 \delta_{ab} - x'_a x'_b ] \rho(x'y'z')$$

$$\int dx'dy'dz' = \int dx dy dz, \quad r'^2 = r^2, \quad \rho(x'y'z') = \rho(x,y,z)$$

$$x'_a x'_b = (T^t)_{aa'} x_a (T^t)_{bb'} x_b = (T^t)_{aa'} x_a x_b (T)_{b'b}$$

$$\Rightarrow I'_{ab} = \int dx dy dz \rho(x,y,z) [ r^2 (T^t)_{aa'} \delta_{a'b'} (T)_{b'b} - (T^t)_{aa'} x_a x_b (T)_{b'b} ]$$

$$= (T^t)_{aa'} [ \int dx dy dz \rho(r) ( \underbrace{r^2}_{\delta_{a'b'}} - x_a x_b ) ] (T)_{b'b}$$

$$= (T^t)_{aa'} I_{a'b'} (T)_{b'b}$$

or 
$$I' = T^{-1} I T$$

We know that  $I$ , a symmetric matrix, which can be diagonalized by orthogonal matrix. We can choose suitable  $T$  to make

$$I' = \text{diag} [ \lambda_1, \lambda_2, \lambda_3 ], \text{ with corresponding orientation}$$

of principle axis

$$(\hat{x}', \hat{y}', \hat{z}') = (\hat{x}, \hat{y}, \hat{z}) T$$

or 
$$\hat{x}'_a = \hat{x}_b T_{ba}$$

i.e. for  $\hat{x}'$  choose the first column of  $T$ , and so on.

If  $\vec{\omega}$  is along the principle axis, then  $\vec{L} \parallel \vec{\omega}$ . In other (6)

word

$$L_a = I_{ab} \omega_b = \lambda \omega_a, \text{ thus } \vec{\omega} \text{ is eigenvector of } I.$$

$$\Rightarrow \Leftrightarrow \underline{\det [ I_{ab} - \lambda \delta_{ab} ] = 0} \quad (*)$$

From (\*), the characteristic equation, we can find the eigenvalues and the corresponding eigenvectors of  $\vec{\omega}$ , which are along the principle axes.

Example: The example in last lecture, a uniform cube rotating around its corner

$$I = \mu \begin{bmatrix} 8 & -3 & -3 \\ -3 & 8 & -3 \\ -3 & -3 & 8 \end{bmatrix} \quad \mu = \frac{Ma^2}{12}$$

$$\det [ I_{ab} - \lambda \delta_{ab} ] = \begin{vmatrix} 8\mu - \lambda & -3\mu & -3\mu \\ -3\mu & 8\mu - \lambda & -3\mu \\ -3\mu & -3\mu & 8\mu - \lambda \end{vmatrix} = (2\mu - \lambda)(11\mu - \lambda)^2 = 0$$

$$\Rightarrow \lambda_1 = 2\mu, \quad \lambda_2 = \lambda_3 = 11\mu. \quad (\text{eigenvalues found!})$$

For principle axis 1

$$[ I_{ab} - \lambda_1 \delta_{ab} ] \omega_b = 0 \Rightarrow \begin{bmatrix} 6 & -3 & -3 \\ -3 & 6 & -3 \\ -3 & -3 & 6 \end{bmatrix} \begin{bmatrix} \omega_x \\ \omega_y \\ \omega_z \end{bmatrix} = 0$$

$$\Rightarrow \omega_x = \omega_y = \omega_z \Rightarrow \text{the principle axis } \vec{e}_1 = \frac{1}{\sqrt{3}} (1, 1, 1)$$

For principle axes 2, & 3  $\Rightarrow$

$$(I_{ab} - \lambda_{2,3} \delta_{ab}) \omega_b = 0 \Rightarrow (3\mu) \begin{pmatrix} 1 & 1 & 1 \\ 1 & 1 & 1 \\ 1 & 1 & 1 \end{pmatrix} \begin{pmatrix} \omega_x \\ \omega_y \\ \omega_z \end{pmatrix} = 0$$

$$\Rightarrow \omega_x + \omega_y + \omega_z = 0.$$

We have a freedom to choose  $\hat{e}_2$  &  $\hat{e}_3$

$$\text{say } \hat{e}_2 = \frac{1}{\sqrt{2}} (1, -1, 0), \quad \hat{e}_3 = \frac{1}{\sqrt{6}} (1, 1, -2),$$

$\hat{e}_1, \hat{e}_2, \hat{e}_3$  are perpendicular to each other.